









A few important points to remember to make sure your digging project is a safe one:

- Owner of underground utility lines (telephone, cable TV, electric, gas, pipelines, sewer, traffic signals, and water lines) will locate their utilities once they have been notified. Some service lines extending from the property easement to the house belong to the homeowner and are considered privately owned. If you have a question about who owns what, check with your utility company.
- You or a private contractor will have to locate private services such as gas grill lines, water lines, sewer lines, electric service to your shop or garage, satellite dish cable or any other private services not owned by utility companies in your area.
- If you hire a private contractor for excavation they are responsible for contacting Call OKIE prior to digging.



COLOR CODE FOR MARKING UNDERGROUND UTILITY LINES

- | | |
|---|---|
|  Electric |  Reclaimed Water, Irrigation |
|  Gas-Oil-Steam |  Sewer |
|  Communication CATV |  Temporary Survey Markings |
|  Water |  Proposed Excavation |

When you Call OKIE, please be ready to provide the following:

- Caller's name
- Phone number, cell number and fax number (if you have one)
- Street address
- Job location
- County, city (or nearest town if rural)
- Type and duration of work
- Starting date and time



So if your plans call for planting a tree... installing a fence...or building a pool. Call OKIE at 1-800-522-OKIE (6543) before you dig.



www.callokie.com

USER'S GUIDE



What You Should Know Before Getting In Too Deep



1-800-522-OKIE

A call you need to make prior to digging.
www.callokie.com

Here's how it works:



Step 1:

Always Call OKIE at least two working days but no more than 10 days before digging. This excludes weekends or holidays. If you have an emergency call as soon as possible.

Step 2:

Wait for the site to be marked. Member utilities will mark the approximate location of their underground utility lines with either flags, paint or stakes. They'll also let you know if they have no lines in the proposed excavation site.



Step 3:

Respect the marks. Update your request if work is not started within 10 working days or if marks are no longer visible. The



digging safety zone is a strip of land two feet on either side of the underground utility line. Remember to include the width of the line.



Step 4:

Dig with care. When digging in the safety zone, you must determine the exact location of the buried utility line by digging test holes by hand. If damage occurs, even if it's just a scratch, notify the affected facility, utility, or pipeline immediately. If the damage causes hazardous gas or liquid to escape, you must also notify the police and fire department immediately. Don't backfill in the damage area until repairs have been made.

Careless digging,

even by homeowners, causes disruption of vital services, costly repairs and environmental damage – even injury or loss of life.

But when you call OKIE at 1-800-522-OKIE we can keep those unfortunate incidents to a minimum. Both the call and the service are free. This brochure has been designed to help you understand step by step what is needed to assure that you are digging safely. Please read the information carefully, and, if you have any questions just Call OKIE.

